

MENZSHED - TAWA -



www.facebook.com/TawaMenzShed
www.tawamenzshed.org.nz


March 2024

The Impact of Planting native species Around the Men's Shed Tawa

If we are standing at the door of the Men's shed Tawa and look East, we see the effect and enhancement of our area when invasive species are removed and replaced with native species. The Friend of the Tawa Bush (FOTBR) have very effectively demonstrated in this area between the FOTBR shade houses and the railway line. On this East side of the car park this area has become a "show garden" of what can be done once all of the gorse, blackberry, broom and pampas grass are cleared away, as was done in **August 2021**



Joanne Youthed with the spade, clearing the bank.



And in **September 2023**, what a change; native Hebe, Flax, Coprosma, Kaka Beak, tussock grasses, broadleaf, Red Matipo Kowhai. A great example of what can be done to replace invasive species with bird and bee friendly native plants.

Now if we stand at the MZT and look west we can compare the above photos with the areas on this side of the car park by the stream, at least nominally, our area. Perhaps a MZT working bee coordinated with the FOTBR could make the whole area an attractive native bush sanctuary. Let's organize a date. With such an effective example close by, it is hoped the Men's Shed Tawa members will form a working bee to really enhance the stream bank area improving the native ecology and the view all at the same time.

Repairing the Plumbing at the Tawa Community Gardens

Another Men's Shed Tawa Community Service

Early in the summer this year Alison Bayly, Tawa Community Gardens manager, requested help to fix and redesign their broken rainwater collection tanks.



Rainwater is regularly used at the community gardens given the regular risk of water restriction occurring in Wellington, especially late in the summer. If the water is available, great summer and autumn crops are grown.

Alison Bayly wanted two competent, able bodied, men to help. It is unsure whether Gary and Graham really fitted the job description, but they did their best, at no cost to community gardens, and redesigned and repaired the rainwater tanks. MZT is hoping for a sample of the summer crops - pumpkins, tomatoes, beans, and maybe the autumn crops silver beet, leeks, brassicas for our next BBQ.



The Boss giving the apprentice much needed advice



And, job done, water again on "tap" for the Tawa Community Gardens

Hints, tips, points of discussion

I have had massive input after recent request. Mostly it points us to online video and articles. There are some really good things turned up, I have included a selection.

When holding a piece of timber in one side of a bench vice; the vice distorts a little and only clamps one side of the piece.

Put your piece in & lightly do up vice ... then put a wedge in to other side of vice and tighten up. This prevents this distortion and gives more holding power. (see photo)



There is all sorts of discussion regarding our current router table - ranging from altering it ourselves by improving the fence (and other things) to chucking it out and buying a new one, as they have been opting to buy a new one for a long time I didn't want to waste my efforts in spending time improving it, and I think we have now plumped for "buy a new one" - we'll wait and see??

For consideration on how we deal with Shed router table; here are a couple of pics showing fence to my router table.

It is a piece of aluminium window section, from scrap yard; filled with timber to enable fixing bits to it (hence very straight). A Formica faced timber board is screwed to it; with 'cam' clamps to each end holding it down to table (a solid cored door).



For cutting rebates or mouldings, a face piece timber is screwed to it, with a suitable cut-out to go over router bit. Occasionally, I clamp a timber hold down guide to top of fence. Adding dust extract to fence, makes it (fence) more complicated; in my case a dust extract vacuum is underneath.

We could do something similar to make existing shed router more easy to use, adding fence to go on existing router table Cheers, Nick



Firewood For Sale.

Your winter firewood stock run down? The first Autumn chills has reminded us that winter is on its way. Tawa MenZshed are starting to replenish stocks again and as a fundraiser project, to the sell boxes of firewood to assist with the shed development and as a service to the community

Can MenZshed members please help spread the word to neighbours and circle of friends who may have wood burners.

Banana boxes of firewood sell for \$10.00 each and can be delivered within Tawa. The firewood comprises cut up pallets, and offcuts from other MenZshed activities.

To place your orders please contact Richard Herbert on 232 6828, or email:

herbert.r@xtra.co.nz.

Payment either on delivery or to the MenZshed bank account 02 0552 0040123 00 Reference "your surname" "firewood" "your address"



Book Review kindly sent in by Jerry Ball, if others want to send in their review on article, books etc. please do.

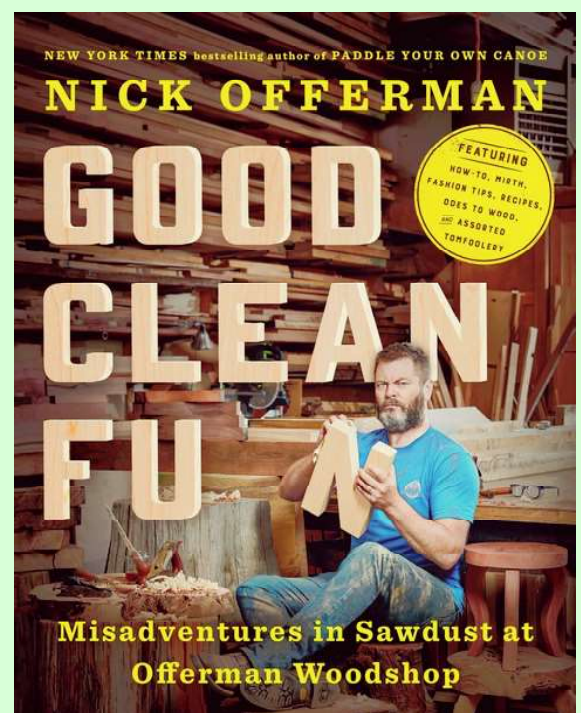
Book: **Good clean fun misadventures in sawdust at Offerman workshop.** Author: Nick Offerman

Published: 2016, Publisher: Dutton, ISBN: 978-1-101-98465-9

Available: Amazon; Wellington City Library (physical book) and ebook

Review:

This book was a Christmas gift from one of my sons. I thoroughly enjoyed reading it it contains a mix of practical guidance about tools and woods, biography of various woodworkers both from Offermans workshop in Los Angeles and elsewhere in the USA and guidance on a range of projects that may (or may not) inspire you. The mix worked well for me although I did skip the section on cookout (BBQ) recipes. I also appreciated the illustrations. If you are looking for a totally serious book, then this is not it. If you like to read about woodworking and have a quirky sense of humour, then this may tickle your funny bone.



.....following on request from members, here is another selection of suggestions from them - enjoy

Name of channel: Steve Ramsey - Woodworking for Mere Mortals

Link: <https://www.youtube.com/user/stevinmarin>

Recommended by: Jerry

Why I like it

Clear, practical advice that I can, and do, actually use.

.....from Nic Crocker.....

Tool making

Making a router plane "A great invention of Western woodworking"

<https://www.youtube.com/watch?v=57ahcrxKFTAht>

and a more simple one by Paul Sellers

https://www.youtube.com/watch?v=B_2a_FwjAgk

.....from Joey Cabrera

<https://www.pinterest.nz/pin/547609635949921676/>

<https://www.pinterest.nz/pin/2322237300692646/>

<https://www.boredpanda.com/funny-men-safety-fails-why-women-live-longer/>

..... sorry about the small writing on this one - but you dont need to be able to read it - just click on it its very good.....

Another from Nick Crocker ...

Bob Van Dyke briefly demonstrates various types of router tables, and using them safely. see

<https://tntn.omecl.com/portal/public/ViewCommInBrowser.jsp?Sv4%2BeOSSucz2BJKUzldoFg5CS%2BPmHfFWVePs%2BA%2FVVYt33Krqz96yBjvHR8narctEc4EI64bhjYM0QYLtas1Q%3D%3DA>



This was a community project taken on by our shed, I think John Gibson and Jerry were involved but well done whoever....

Garden was for Vulnerable Support Charitable Trust

<https://vsctrust.org.nz/>

<https://vsctrust.org.nz/news/linden-community-gardenkai-hapori-wh%C4%81nui-ki-linden/>

We added the 3rd garden. Picture on Whatsap.



MENZSHED TAWA DAY SUPERVISORS' ROSTER March - April 2024

Tue, 12 March 2024	André Lategan
Thu, 14 March 2024	Bryan Hawkins
Sat, 16 March 2024	John Holloway
Sun, 17 March 2024	Diana Phillips and Ruth Pirie
Tue, 19 March 2024	Jerry Ball
Thu, 21 March 2024	Peter Nalder
Sat, 23 March 2024	John Gibson
Sun, 24 March 2024	Peter Manson
Tue, 26 March 2024	Jack Fry
Thu, 28 March 2024	André Lategan
Sat, 30 March 2024	Closed for EASTER weekend
Sun, 31 March 2024	Closed for EASTER weekend

Tue, 2 April 2024	Jerry Ball
Thu, 4 April 2024	John Melville
Sat, 6 April 2024	Stuart Lavin
Sun, 7 April 2024	Neville Wong
Tue, 9 April 2024	Nick Crocker
Thu, 11 April 2024	Bryan Hawkins
Sat, 13 April 2024	John Holloway
Sun, 14 April 2024	Diana Phillips and Ruth Pirie
Tue, 16 April 2024	Jack Fry
Thu, 18 April 2024	Peter Nalder
Sat, 20 April 2024	John Gibson
Sun, 21 April 2024	Peter Manson
Tue, 23 April 2024	Nick Crocker
Thu, 25 April 2024	Closed for ANZAC Day
Sat, 27 April 2024	André Lategan
Sun, 28 April 2024	Graeme Chamberlain

For changes and further info please contact Richard Hebrert
herbert.r@xtra.co.nz



Of some interest to the members who help make the stands for the silhouette of the soldiers, here are a couple of pics kindly supplied by Joey, they are at the Petone Working Mens Club in Petone



Of interest to the members that live in Tawa, the annual "Concert in the Park" was held recently. Local musicians, a Band made up of some learner musicians were quite accomplished, a choir from Tawa college and the star attraction was the Airforce Band, weather was for the most part sunny and warm and the rain held off. Great to see some of our members helping out to make it all a success



Visit from Henley Menzshed

12 (I think - didnt count them) members of Henley MenzShed paid us a visit on Tuesday 20th Feb, they arrived on the dot at 10 am.

We had our normal morning tea, they brought their own packed lunches plus members and committee members provided some extra food and we had a great feed.


We then moved on to discuss all manner of shed related topics.



Most of the food disappeared pretty quickly



They showed great interest in our "sign-in" system, John Gibson gave a very concise explanation with assistance from Gary



I think most of us know , or at least seen and perhaps wondered what this funny shape is. They seem to be very prevalent in restaurants and we find them on the table - its called progress.

Well its a QR code.

On our modern mobile phones you point your camera at it and it picks up whatever is embedded in the code - in our case its our Menzshed website, try it you'll be amazed.

Our shed has quite a bit of involvement one way or the other with the Woodworkers Guild, mainly I think through Nick Crocker. He holds classes in their name - advanced classes I might add. Below is a notice of their 40th Anniversary.

FW: Wellington Guild of Woodworkers 40th Anniversary

Trefor (NAW), Brian (Manawhatu woodworkers), Joe (Dannevirke woodworkers), Quentin (Kapiti Woodworkers), Jim (Wairarapa woodturners), Archie (Naenae Menzshed), Gary Tawa Menzshed, Leon/Christine (Hutt Art); Jane (Collage Group)

The Wellington Wood Workers Guild is celebrating being around for 40 years. We are the oldest woodworking Guild in the country. The first meeting of our Guild was on the 21 Feb 1984 and we became an incorporated society in August 1984. We are celebrating with a 40th Anniversary Woodcraft exhibition opening on the 9th April at the Odlin Gallery in the Hutt Art Centre, running for 2 weeks, see attached. Our exhibition will display some of the works produced over the last 40 years along with new items. We are also hoping to display some of the items made by long standing members who are no longer with us. On the 13th and 14th April we will be holding an activity weekend in the studio adjacent to the exhibition, where there will be turners, carvers, green woodworkers, CNC machines etc operating and being demonstrated. We are also planning to hold a dinner that will probably be on the 18th April and are going to issue a 40th Anniversary issue of Cambium.

You and any of your members are invited to attend any of these events. Please could you forward our flyer to all your members. We would love you to help us celebrate the event. We would also invite input from other woodworking groups if you would like to display something at the exhibition or to assist in demonstrating at our activity weekend.

Brian, Joe, Quentin and Jim

You all represent our neighbouring wood working groups. Do you have any members that would be interested in demonstrating at the activity weekend or who have some items for display?

Trefor,

I understand that the NAW was formed in 1986 and the first meeting was held in Wellington. The Wellington Woodworkers Guild is a member of NAW. I think it would be very appropriate if the NAW could provide some form of display for the exhibition. Mark Wilkins I will be at South Auckland Participation in 2 weeks so can collect any NAW stuff for display

Gary and Archie

The Wellington Woodworkers Guild and local Menzsheds have a number of joint members and the Guild is very appreciative of our current working relationships. We would like to acknowledge this and invite you to provide a stand in the exhibition to advertise the Menzsheds.

Regards

David Firth (President of Wellington Woodworkers Guild) and Mark Wilkins (Exhibition coordinator)